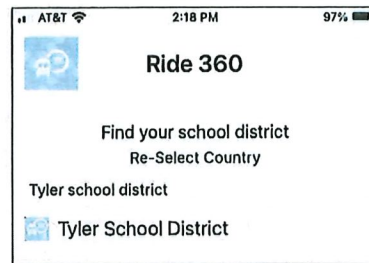



How to access the Traversa Ride 360 mobile application

1. Download "Traversa Ride 360" from the Google Play Store or the Apple App Store.
2. After the app installation is complete, open Traversa Ride 360.
3. When prompted to find your school district, search for the name of the school district your child attends. If you need assistance, please contact your school district.
4. Once you have selected your district, you will proceed to the login page. If you do not already have a registered email, click 'Register'.
5. To register, enter your email address, password, and name.
6. After registering, you will receive a confirmation email. Click on the link in your email to confirm your registration through the Ride 360 website.
7. Log in, then find a student by going to My Students and choosing the + button. This will present the Find a Student screen.
8. Enter the unique information required by your district to find your student. Repeat this step to add additional students. If you need assistance, please contact your school district. ** Student ID # - found on Skyward account **
9. Once you have linked to a student, click on that student's profile to see all relevant transportation information.
10. Press the "share" button to share a student link with someone else. Enter the email of the person you would like to share with. That person will receive a confirmation email that will automatically link them to the shared student(s). Recipients must register with Ride 360, if they have not already done so, to access the student information.
11. Regularly check for updates to ensure that your device is running the latest version of the app.
12. Remain logged into the app to receive district notifications, even when the app is not actively running.

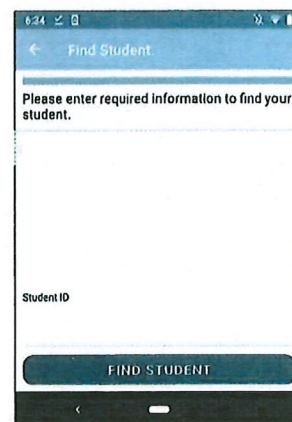
For more information or any ongoing support such as username and password information, bus stop location questions, or other needs please contact your district's transportation department.



Find Your District



App Login Screen



Find Your Student